

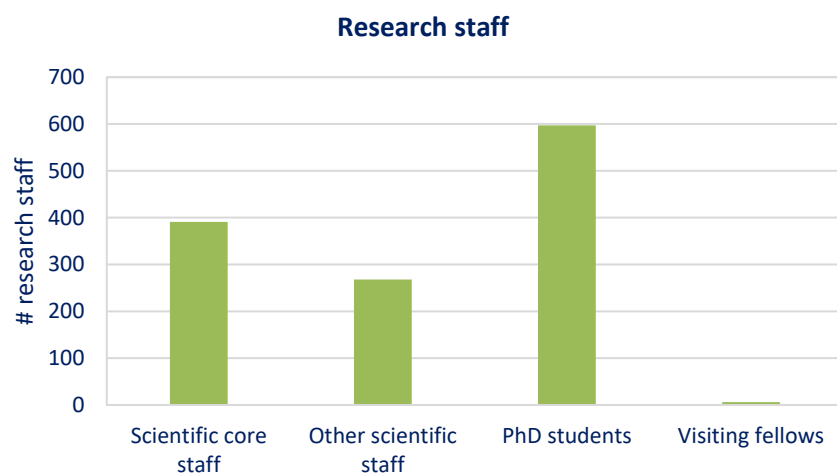
Cancer Center Amsterdam

Facts and figures 2023

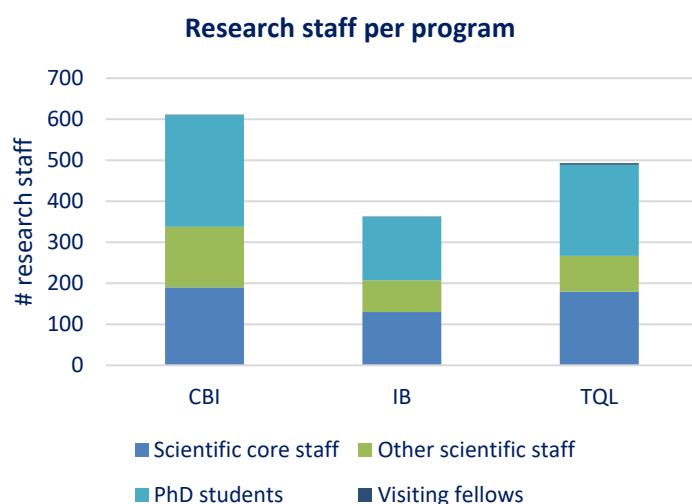


Research staff

Research staff of CCA in total and per program in 2023. In the table below, the CCA staff of 2022 is also shown for comparison.



	Cancer Center Amsterdam	
	2022	2023
Scientific core staff	394	391
Other scientific staff	245	268
PhD students	571	597
Visiting fellows	6	6
Total research staff	1216	1262



CBI Cancer biology and immunology
 IB Imaging and biomarkers
 TQL Cancer treatment and quality of life
Note: a researcher can be registered with more than 1 program

	Cancer Center Amsterdam					
	CBI		IB		TQL	
	2022	2023	2022	2023	2022	2023
Scientific core staff	169	190	124	130	149	180
Other scientific	149	148	78	77	116	87
PhD students	266	272	153	155	226	222
Visiting fellows	1	1	1	1	4	4
Total research	584	611	356	363	495	493

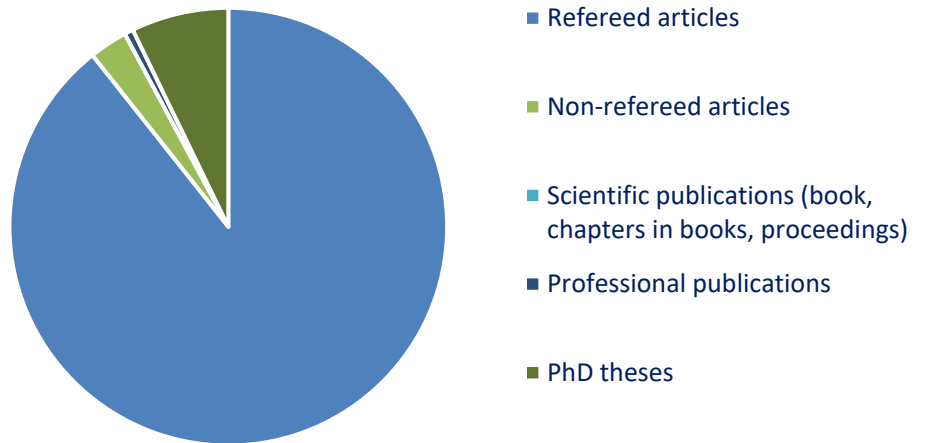
Scientific core staff: assistant professor, associate professor, full professor, other staff (clinicians and medical specialists)

Other scientific staff: postdocs and other researchers

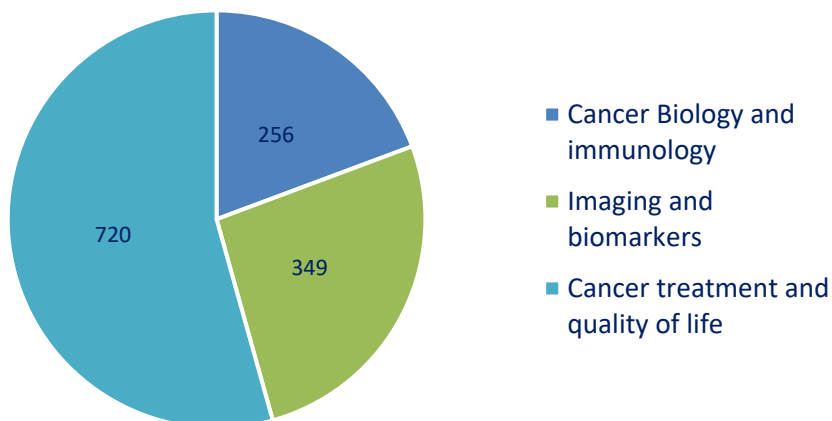
Research output

Research output of CCA in total and per program in 2023. In the table below, the CCA research output of 2022 is also shown for comparison.

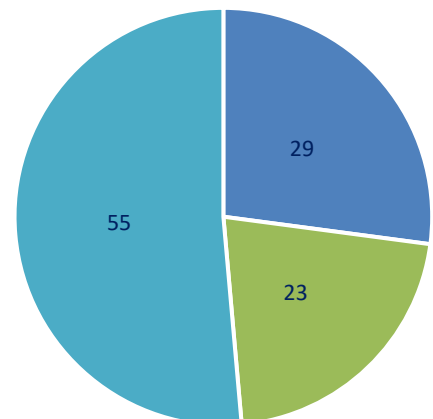
Total research output



Refereed articles per program



PhD theses per program



	Cancer Center Amsterdam							
	CBI		IB		TQL		Total*	
	2022	2023	2022	2023	2022	2023	2022	2023
Refereed articles	226	256	273	349	701	720	1103	1106
Non-refereed	10	8	12	5	30	26	46	35
Scientific	2	-	-	-	7	-	9	-
Professional	-	-	-	3	2	7	2	8
PhD theses	29	29	12	23	46	55	87	89

*Note: it is possible that output belongs to more than 1 program.

CBI: Cancer Biology and immunology

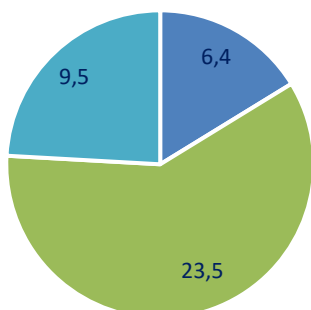
IB: Imaging and biomarkers

TQL: Cancer treatment and quality of life

Funding

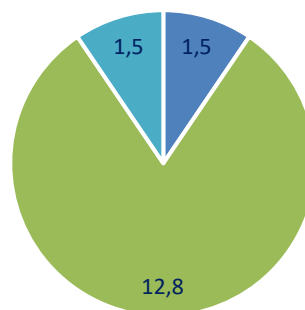
Acquisition of competitive CCA funding total and per program in 2023. In the table below, acquisition of CCA funding of 2022 is also shown for comparison.

CCA total funding (in M€)



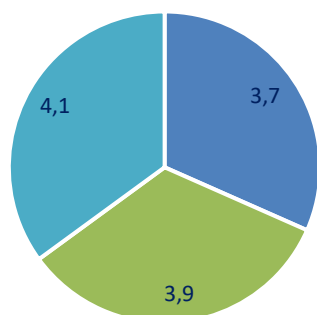
■ 2nd funds flow ■ 3rd funds flow ■ 4th funds flow

Cancer biology and immunology funding (in M€)



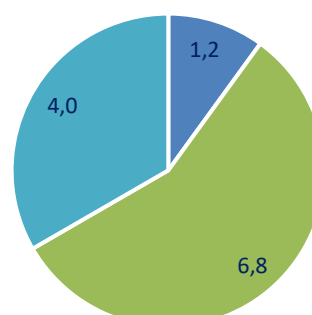
■ 2nd funds flow ■ 3rd funds flow ■ 4th funds flow

Imaging and biomarkers funding (in M€)



■ 2nd funds flow ■ 3rd funds flow ■ 4th funds flow

Cancer treatment and quality of life funding (in M€)



■ 2nd funds flow ■ 3rd funds flow ■ 4th funds flow

	2nd funds flow*	3rd funds flow*	4th funds flow*	Total 2022
CCA total	14.867.375	28.348.453	16.246.078	59.461.906
Cancer biology and immunology	4.916.546	6.735.138	4.033.137	15.684.821
CCA - Imaging and biomarkers	92.987	3.327.793	4.560.409	7.981.189
Treatment and quality of life	9.857.842	18.285.522	7.652.532	35.795.896
	2nd funds flow	3rd funds flow	4th funds flow	Total 2023
CCA total	6.433.861	23.473.659	9.549.890	39.457.410
Cancer biology and immunology	1.487.912	12.784.621	1.479.622	15.752.155
CCA - Imaging and biomarkers	3.718.279	3.908.095	4.099.612	11.725.986
Treatment and quality of life	1.227.670	6.780.943	3.970.656	11.979.269

2nd funds flow: NWO, KNAW, government ministries, European organizations

3rd funds flow: Charitable organizations

4th funds flow: Research contracts with industry

Acquired grants

In the table below the highly competitive individual and consortium grants that CCA researchers obtained in 2023 are listed. Besides these projects CCA researchers received numerous other grants, among others 2 Hanarth fund grants, 16 KWF (Dutch Cancer Society) grants, 2 ZonMw grants and 2 TKI-PPP (public-private partnership) grants.

Grant type	Project title	Role	PI	€
Marie Curie-Doctoral Networks	PRESSURE	Coordinator Beneficiary	Maarten Bijlsma Sarah Derks	2,7M
KWF-NWO	4WWW	Project leader	Renske Steenberghe	1,2M
KWF-NWO	OralScreen	Project leader	Jos Poell	1,3M
NWO VIDI	Taking a closer look at tumours	Project leader	Oliver Gurney-Champion	800k
NWO VIDI	Targeting gastro-esophageal cancer cells to liberate immunity	Project leader	Sarah Derks	800k
NWO VIDI	Abdominal cavity immune cells facilitate cancer cells	Project leader	Joep Grootjans	800k
NWO VIDI	Discussing the unknown - an interdisciplinary perspective on communicating uncertainty in health care	Project leader	Marij Hillen	800k
ERC starting	Applying Novel Single-Cell Multiomics to Elucidate Leukaemia Cell Plasticity in Resistance to Targeted Therapy	Project leader	Rachel Thijssen	1,9M
LSMB	New therapies for Multiple Myeloma treatment	Project leader	Sonja Zweegman	16M
NWO VENI	Cancer RADAR: het verminderen van kankers veroorzaakt door infecties onder migranten in Europa	Project leader	Nienke Alberts	280k
KWF YIG	Combine clinical and preclinical methods to successfully treat chemotherapy-related cognitive impairments successfully	Project leader	Dorien Maas	802K
HORIZON-MISS-2023-CANCER-01-03	Residual disease assessment in hematologic malignancies to improve patient-relevant outcomes across Europe	Beneficiary	Jacqueline Cloos	525K
HORIZON-MISS-2023-CANCER-01-03	Endoscopic brush cytology and single cell clinal dynamics of early esophageal adenocarcinoma for detecting cost effective surveillance strategies and prediction of cancer recurrence	Beneficiary	Veerle Coupe	346K
HORIZON-MISS-2023-CANCER-01-03	A SIOPEN pragmatic clinical trial to MONitor Neuroblastoma relapse with LIquid biopsy Sensitive Analysis	Beneficiary	Jan Koster	159K